



Clickfine®
AutoProtect™

Enjoy prevention.



swissmade 

mylife™ Clickfine® AutoProtect™ – the needle that only pricks when it's supposed to.

- Innovative locking mechanism for protection against needle stick injuries
- Supports EU 2010/32 §4, Art. 7 requirements¹
- Cannula hidden by blue protection cap for more confidence
- Special silicone surface treatment for advanced injection comfort
- Compatible for all major injection pen brands², available in 5 mm and 8 mm lengths



More freedom. More confidence. With mylife™.

YPSOMED
SELFCARE SOLUTIONS



We care about your safety

With its innovative and patented locking system, mylife™ Clickfine® AutoProtect™ minimises the risk of needle stick injuries, thus meeting the requirements of Council Directive 2010/32/EU §4, Art. 7¹. The mylife™ Clickfine® AutoProtect™ safety pen needle ensures following characteristics:

- Contains a fully integrated safety needle mechanism
- Automatically locks immediately after injection
- Red lock indicator clearly shows locked stage
- Visible cannula tip facilitates priming
- Lock permanently covers needle preventing repeated use



2010/32/EU §4, Art. 7 ✓

Supports the fulfilment of clause 4, article 7 of Council Directive 2010/32/EU of 10 May 2010 – Prevention from sharps injuries in the hospital and healthcare sector

Awarded 2009 by the Chicago Athenaeum: Museum of Architecture and Design




Premium quality features Experience reliable comfort



Easy Glide

Special silicone surface treatment enables constant gliding characteristics and smooth penetration.



Easy Flux

Top-quality medical cannula with thin-wall technology enables easy and optimal flux of medication because of its larger inner diameter.



How it works Reliable safety and simplicity



mylife™ Clickfine® AutoProtect™ with protective cap.



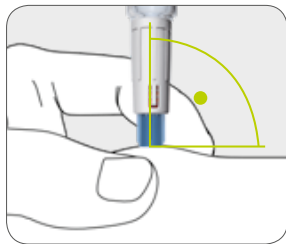
Before injection: cannula protected by protective sleeve.



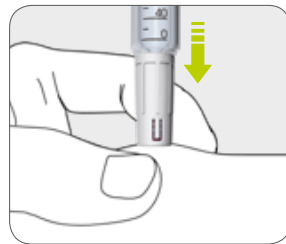
During injection: protective sleeve releases needle.



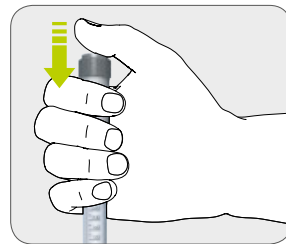
After injection: automatic locking and red locking indicator.



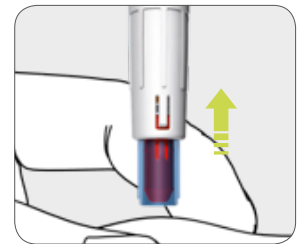
Insert the injection pen at a 90° angle to the desired injection site, keeping it vertical.



Exert a gentle pressure on the injection pen until the blue protective sleeve is no longer visible.



Now press the dose button and slowly administer the injection. Allow the pen needle to remain in the fatty tissue (count to 10 slowly).



Remove the injection pen. The blue protective sleeve locks automatically and the red locking indicator becomes visible.



Consult instructions for use



Choose the preferred needle length for your patients

Colour coding for simple identification of different needle lengths

The mylife™ Clickfine® AutoProtect™ pen needle is available in two different lengths: 5 mm and 8 mm.

The 5 mm needle may be used without a skin fold technique minimising the risk of an accidental needle stick to caregivers during injection.³



5 mm, 31 G/0.25 mm



8 mm, 29 G/0.33 mm



Universal click®

mylife™ Clickfine® AutoProtect™ fits all major injection pen brands

mylife™ Clickfine® AutoProtect™ pen needles are tested according to ISO 11608-2:2012; they are fully functional and provide better safety when used with the injection pens listed on the mylife™ Clickfine® AutoProtect™ pen needle box. If in doubt please contact the injection pen manufacturer. Follow the instructions for use of your injection pen before using a mylife™ Clickfine® AutoProtect™ pen needle.



¹ Council Directive 2010/32/EU – Prevention from sharp injuries in the hospital and healthcare sector.

² See the list of compatible pens on the mylife™ Clickfine® AutoProtect™ pen needle box or website www.mylife-diabetescare.com.

³ K. Strauss and WISE Consensus Group: WISE recommendations to ensure the safety of injections in diabetes. *Diabetes & Metabolism*. 2012, 38, S2–S8, Supplement 1.



Diabetescare

More **freedom.**
More **confidence.**
With **mylife™.**



Blood glucose monitoring systems



Pen needles and safety pen needles



Infusion systems



Accessories and services

mylife™ is a range of products and services for people with diabetes. It offers them everything they need for easy and reliable self-treatment, giving them more freedom and more confidence for the life they want to lead.

Headquarters

Ypsomed AG // Brunnmattstrasse 6 // 3401 Burgdorf // Switzerland //
info@ypsomed.com // www.mylife-diabetescare.com // +41 34 424 41 11

India

Ypsomed India Private Ltd. // 10/61/1-F, Kirti Nagar Industrial Area // New Delhi-110015 //
info@ypsomed.co.in // www.mylife-diabetescare.co.in // Customer Care: 099999 75157

United Kingdom

Ypsomed Ltd. // 1 Park Court // Riccall Road // Escrick // YO19 6ED //
info@ypsomed.co.uk // www.mylife-diabetescare.co.uk // Customer Care: 0344 856 7820 (Calls to this number are free of charge from mobile phones and landlines, plus your phone company's access charge.)